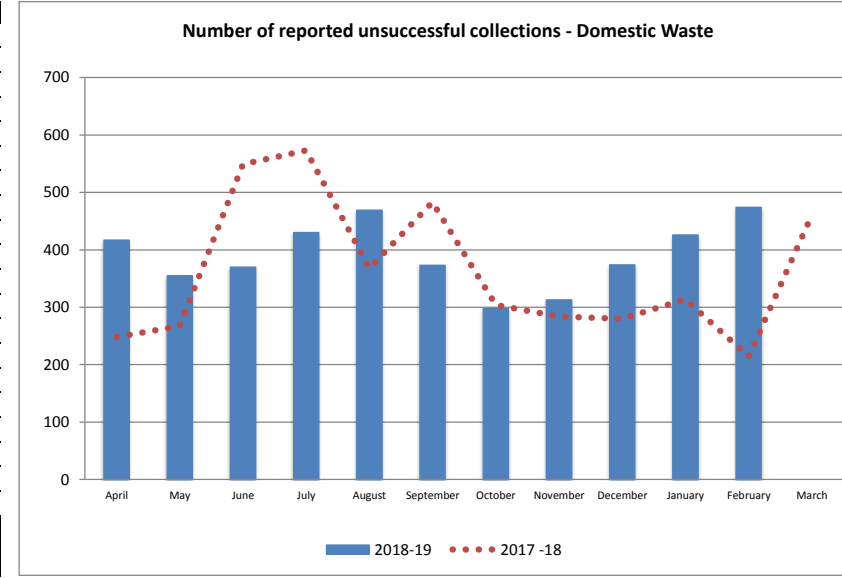


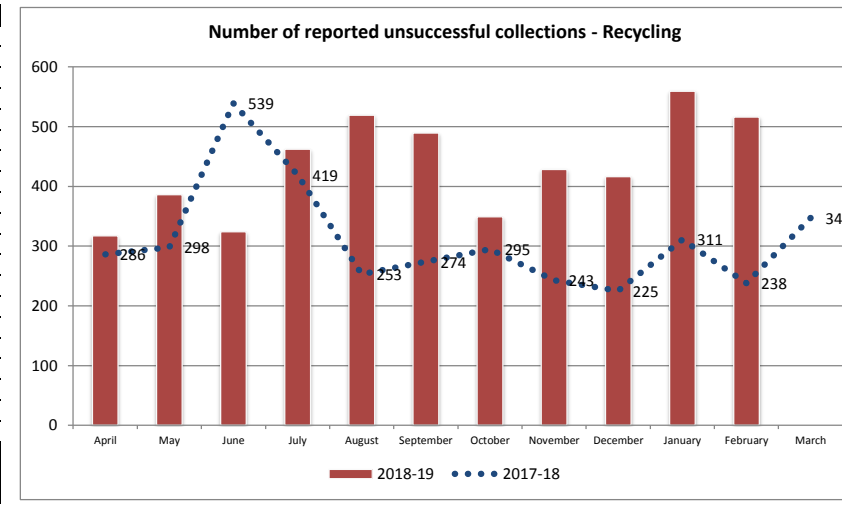
Reported Unsuccessful collections 2018 - 2019

| | |
|------------------------------|--------|
| Number of collections/week * | |
| Refuse | 121417 |
| Recycling | 64735 |
| Food and Garden | 13657 |

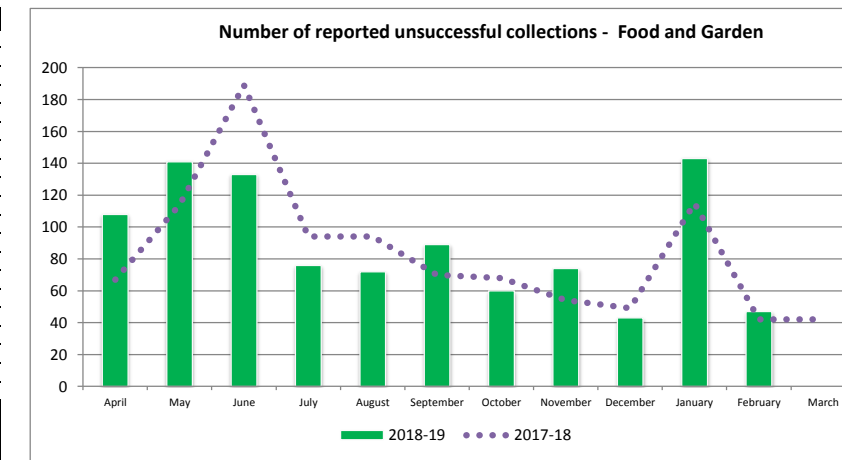
| Wards | April | May | June | July | August | September | October | November | December | January | February | March | Total |
|-----------------------------------|------------|------------|------------|------------|------------|------------|------------|------------|------------|------------|------------|----------|-------------|
| Bethnal Green | 49 | 44 | 32 | 46 | 57 | 38 | 25 | 21 | 19 | 40 | 29 | | 400 |
| Blackwall & Cubitt Town | 20 | 3 | 16 | 4 | 9 | 7 | 2 | 10 | 3 | 5 | 16 | | 95 |
| Bow East | 23 | 20 | 23 | 21 | 33 | 25 | 26 | 15 | 18 | 25 | 22 | | 251 |
| Bow West | 19 | 24 | 8 | 9 | 18 | 12 | 9 | 14 | 16 | 16 | 7 | | 152 |
| Bromley North | 16 | 17 | 16 | 22 | 22 | 25 | 14 | 14 | 16 | 34 | 19 | | 215 |
| Bromley South | 9 | 7 | 10 | 19 | 14 | 11 | 9 | 6 | 11 | 14 | 5 | | 115 |
| Canary Wharf | 9 | 8 | 7 | 6 | 7 | 6 | 8 | 3 | 12 | 11 | 15 | | 92 |
| Island Gardens | 12 | 15 | 26 | 9 | 10 | 11 | 7 | 7 | 10 | 10 | 7 | | 124 |
| Lansbury | 18 | 12 | 9 | 7 | 10 | 10 | 8 | 6 | 18 | 4 | 5 | | 107 |
| Limehouse | 5 | 3 | 9 | 2 | 6 | 6 | 3 | 2 | 4 | 15 | 11 | | 66 |
| Mile End | 21 | 33 | 28 | 34 | 36 | 17 | 18 | 21 | 31 | 23 | 47 | | 309 |
| Poplar | 15 | 13 | 7 | 17 | 13 | 10 | 9 | 16 | 16 | 12 | 60 | | 188 |
| Shadwell | 29 | 21 | 23 | 33 | 37 | 17 | 12 | 19 | 21 | 34 | 34 | | 280 |
| Spitalfields & Banglatown | 32 | 21 | 12 | 35 | 68 | 69 | 42 | 34 | 52 | 44 | 60 | | 469 |
| St Dunstons | 32 | 30 | 37 | 39 | 23 | 17 | 13 | 19 | 27 | 44 | 51 | | 332 |
| St Katherine's & Wapping | 8 | 2 | 4 | 5 | 5 | 4 | 5 | 1 | 3 | 4 | 6 | | 47 |
| St Peter's | 41 | 29 | 38 | 62 | 53 | 23 | 40 | 41 | 29 | 42 | 33 | | 431 |
| Stepney Green | 11 | 13 | 17 | 13 | 7 | 11 | 10 | 16 | 10 | 6 | 19 | | 133 |
| Weavers | 28 | 22 | 10 | 12 | 12 | 16 | 18 | 14 | 15 | 14 | 10 | | 171 |
| Whitechapel | 20 | 18 | 38 | 35 | 29 | 38 | 20 | 34 | 43 | 29 | 18 | | 322 |
| Domestic total | 417 | 355 | 370 | 430 | 469 | 373 | 298 | 313 | 374 | 426 | 474 | 0 | 4299 |
| Total Number of Collections made* | 485668 | 485668 | 485668 | 485668 | 485668 | 485668 | 485668 | 485668 | 485668 | 485668 | 485668 | 485668 | 5828016 |
| Successfully collected | 99.91% | 99.93% | 99.92% | 99.91% | 99.90% | 99.92% | 99.94% | 99.92% | 99.92% | 99.91% | 99.90% | 100.00% | 99.93% |



| Wards | April | May | June | July | August | September | October | November | December | January | February | March | Total |
|-----------------------------------|------------|------------|------------|------------|------------|------------|------------|------------|------------|------------|------------|----------|-------------|
| Bethnal Green | 28 | 18 | 12 | 19 | 18 | 28 | 16 | 15 | 17 | 16 | 13 | | 200 |
| Blackwall & Cubitt Town | 12 | 13 | 6 | 8 | 11 | 4 | 6 | 3 | 5 | 7 | 9 | | 84 |
| Bow East | 26 | 36 | 39 | 39 | 72 | 59 | 45 | 47 | 46 | 78 | 84 | | 571 |
| Bow West | 19 | 31 | 26 | 28 | 38 | 34 | 25 | 21 | 19 | 23 | 36 | | 300 |
| Bromley North | 19 | 18 | 28 | 40 | 39 | 63 | 20 | 19 | 16 | 68 | 42 | | 372 |
| Bromley South | 11 | 11 | 21 | 24 | 29 | 32 | 18 | 15 | 27 | 37 | 47 | | 272 |
| Canary Wharf | 13 | 10 | 1 | 6 | 8 | 2 | 7 | 8 | 8 | 8 | 5 | | 76 |
| Island Gardens | 13 | 22 | 16 | 26 | 9 | 23 | 5 | 7 | 9 | 7 | 8 | | 145 |
| Lansbury | 17 | 28 | 20 | 46 | 24 | 27 | 26 | 39 | 31 | 41 | 44 | | 343 |
| Limehouse | 3 | 0 | 4 | 2 | 4 | 3 | 3 | 4 | 5 | 8 | 6 | | 42 |
| Mile End | 24 | 32 | 28 | 35 | 50 | 50 | 38 | 35 | 44 | 50 | 72 | | 458 |
| Poplar | 10 | 21 | 13 | 15 | 19 | 20 | 16 | 25 | 20 | 20 | 17 | | 196 |
| Shadwell | 12 | 12 | 11 | 14 | 16 | 23 | 17 | 23 | 19 | 24 | 24 | | 195 |
| Spitalfields & Banglatown | 24 | 22 | 20 | 46 | 41 | 36 | 28 | 37 | 26 | 30 | 19 | | 329 |
| St Dunstons | 6 | 7 | 13 | 10 | 8 | 7 | 7 | 13 | 16 | 17 | 13 | | 117 |
| St Katherine's & Wapping | 9 | 15 | 6 | 5 | 12 | 11 | 5 | 22 | 20 | 10 | 6 | | 121 |
| St Peter's | 28 | 32 | 31 | 33 | 40 | 27 | 24 | 44 | 38 | 47 | 33 | | 377 |
| Stepney Green | 4 | 5 | 7 | 3 | 2 | 5 | 5 | 4 | 6 | 6 | 3 | | 50 |
| Weavers | 24 | 37 | 8 | 45 | 61 | 19 | 25 | 25 | 26 | 41 | 29 | | 340 |
| Whitechapel | 15 | 16 | 14 | 18 | 18 | 16 | 13 | 22 | 18 | 21 | 6 | | 177 |
| Recycling total | 317 | 386 | 324 | 462 | 519 | 489 | 349 | 428 | 416 | 559 | 516 | 0 | 4765 |
| Total Number of Collections made* | 258940 | 258940 | 258940 | 258940 | 258940 | 258940 | 258940 | 258940 | 258940 | 258940 | 258940 | 258940 | 3107280 |
| Successfully collected | 99.88% | 99.85% | 99.87% | 99.82% | 99.80% | 99.81% | 99.87% | 99.83% | 99.84% | 99.78% | 99.80% | 100.00% | 99.85% |



| Wards | April | May | June | July | August | September | October | November | December | January | February | March | Total |
|-----------------------------------|------------|------------|------------|-----------|-----------|-----------|-----------|-----------|-----------|------------|-----------|----------|------------|
| Bethnal Green | 5 | 7 | 9 | 4 | 3 | 4 | 1 | 2 | 5 | 5 | 1 | | 46 |
| Blackwall & Cubitt Town | 13 | 1 | 10 | 3 | 2 | 3 | 0 | 5 | 1 | 7 | 2 | | 47 |
| Bow East | 6 | 11 | 14 | 10 | 8 | 13 | 11 | 9 | 7 | 12 | 4 | | 105 |
| Bow West | 9 | 19 | 12 | 8 | 7 | 8 | 7 | 7 | 9 | 12 | 8 | | 106 |
| Bromley North | 2 | 5 | 8 | 3 | 4 | 5 | 2 | 5 | | 4 | 3 | | 41 |
| Bromley South | 1 | 2 | 3 | 1 | 3 | 1 | | | 1 | 4 | | | 16 |
| Canary Wharf | 8 | 4 | 4 | 5 | 0 | 0 | 1 | | | 5 | 1 | | 28 |
| Island Gardens | 23 | 13 | 14 | 5 | 6 | 10 | 4 | 6 | 4 | 17 | 3 | | 105 |
| Lansbury | 1 | 6 | 7 | 7 | 0 | 3 | 3 | 6 | 3 | 7 | 2 | | 45 |
| Limehouse | 1 | 3 | 0 | 0 | 0 | 1 | | 1 | | 2 | 1 | | 10 |
| Mile End | 1 | 8 | 9 | 4 | 4 | 7 | 3 | 6 | | 8 | | | 50 |
| Poplar | 2 | 4 | 7 | 2 | 4 | 2 | 5 | 1 | | 5 | 5 | | 37 |
| Shadwell | 3 | 4 | 1 | 0 | 1 | 3 | 3 | 1 | | 2 | 3 | | 21 |
| Spitalfields & Banglatown | 6 | 24 | 7 | 4 | 6 | 4 | 4 | 3 | 2 | 10 | 2 | | 72 |
| St Dunstons | 4 | 6 | 1 | 0 | 4 | 2 | 3 | 1 | | 7 | 1 | | 29 |
| St Katherine's & Wapping | 1 | 1 | 3 | 3 | 0 | 10 | | 6 | 2 | 6 | 3 | | 35 |
| St Peter's | 5 | 7 | 13 | 10 | 8 | 4 | 7 | 10 | 4 | 15 | 4 | | 87 |
| Stepney Green | 2 | 2 | 1 | 1 | 1 | 0 | 1 | | 1 | 1 | 1 | | 11 |
| Weavers | 10 | 11 | 4 | 3 | 7 | 6 | 3 | 5 | 2 | 7 | 3 | | 61 |
| Whitechapel | 5 | 3 | 6 | 3 | 4 | 3 | 2 | 1 | | 7 | | | 34 |
| Food and Garden total | 108 | 141 | 133 | 76 | 72 | 89 | 60 | 74 | 43 | 143 | 47 | 0 | 986 |
| Total Number of Collections made* | 109256 | 109256 | 109256 | 109256 | 109256 | 109256 | 109256 | 109256 | 109256 | 109256 | 109256 | 109256 | 1311072 |
| Successfully collected | 99.90% | 99.87% | 99.88% | 99.93% | 99.93% | 99.92% | 99.95% | 99.93% | 99.96% | 99.87% | 99.96% | 100.00% | 99.92% |



There are 17 Refuse rounds and 7 Recycling rounds covering the whole of the borough. The rounds are organised to achieve the most effective service and they operate across multiple areas so it is not possible to determine how many collections take place in each ward. Therefore the calculations above, successfully collected, is based on the service Borough-wide.

* Average number calculated over last 6 months